

**FINANCIAL  
HANDOUTS  
TREASURER'S &  
TRUSTEES'  
199<sup>TH</sup> CONVENTION  
REPORTS**

# Episcopal Diocese of Ohio

## Statement of Financial Position

as of September 30, 2015

	Operating	Special Purpose	Endowment	Total
<b>ASSETS</b>				
<b>CURRENT ASSETS</b>				
CASH & EQUIVALENTS	(\$173,790)	\$6,453,943	\$2,299	\$6,282,452
RECEIVABLES	\$99,303	\$1,547,777	\$10,589	\$1,657,670
OTHER	\$2,552	\$3,649	\$0	\$6,201
<b>TOTAL CURRENT ASSETS</b>	<b>(\$71,935)</b>	<b>\$8,005,370</b>	<b>\$12,888</b>	<b>\$7,946,323</b>
<b>NONCURRENT ASSETS</b>				
PROPERTY AND EQUIPMENT	\$1,282,676	\$3,644,575	\$0	\$4,927,251
OTHER ASSETS	\$2,004,164	\$15,677,538	\$26,780,182	\$44,461,884
<b>TOTAL NONCURRENT ASSETS</b>	<b>\$3,286,840</b>	<b>\$19,322,113</b>	<b>\$26,780,182</b>	<b>\$49,389,135</b>
<b>TOTAL ASSETS</b>	<b>\$3,214,905</b>	<b>\$27,327,483</b>	<b>\$26,793,070</b>	<b>\$57,335,458</b>
<b>LIABILITIES AND NET ASSETS</b>				
<b>LIABILITIES</b>				
CURRENT LIABILITIES	\$201,898	\$949,754	\$0	\$1,151,652
NONCURRENT LIABILITIES	\$0	\$4,839,086	\$0	\$4,839,086
<b>TOTAL LIABILITIES</b>	<b>\$201,898</b>	<b>\$5,788,840</b>	<b>\$0</b>	<b>\$5,990,738</b>
<b>NET ASSETS</b>				
UNRESTRICTED	\$3,013,007	\$5,332,056	\$8,640,090	\$16,985,153
TEMPORARILY RESTRICTED	\$0	\$15,587,378	\$8,924,325	\$24,511,703
PERMANENTLY RESTRICTED	\$0	\$619,209	\$9,228,655	\$9,847,864
<b>TOTAL NET ASSETS</b>	<b>\$3,013,007</b>	<b>\$21,538,643</b>	<b>\$26,793,070</b>	<b>\$51,344,720</b>
<b>TOTAL LIABILITIES AND NET ASSETS</b>	<b>\$3,214,905</b>	<b>\$27,327,483</b>	<b>\$26,793,070</b>	<b>\$57,335,458</b>

**Episcopal Diocese of Ohio  
Income Statement - All Funds  
for Nine Months Ended September 30, 2015**

	<b>Operating</b>	<b>Special Purpose</b>	<b>Endowment</b>	<b>Total</b>
<b>Revenue and Support</b>				
Assessments	\$1,450,224	\$0		\$1,450,224
Cedar Hills	\$4,585	\$0		\$4,585
Joint Investment Fund Income	\$383,345	\$537,176	\$127,177	\$1,047,698
Net realized and unrealized losses on investments	(\$157,137)	(\$522,690)	(\$1,797,690)	(\$2,477,517)
Depreciation on funds held in trust	\$0	(\$10,623)	(\$35,293)	(\$45,916)
Interest and Dividend Income	\$46,538	\$153,169	\$3,500	\$203,207
Other Income	\$187,684	\$44,803	\$0	\$232,487
Contributions and Offerings	\$0	\$4,036,883	\$1,500	\$4,038,383
Net assets released from restrictions	\$0	\$0	\$0	\$0
<b>Total Revenue and Support</b>	<b>\$1,915,239</b>	<b>\$4,238,718</b>	<b>(\$1,700,806)</b>	<b>\$4,453,151</b>
<b>Expenses</b>				
Clergy	\$10,680	\$95,094	\$0	\$105,774
Congregations and Christian Formation	\$139,757	\$68,971	\$11,250	\$219,978
Anglican Commitments	\$416,170	\$0	\$0	\$416,170
Personnel	\$1,107,404	\$163,628	\$0	\$1,271,032
Cedar Hills	\$122,052	\$0	\$0	\$122,052
Travel Expenses	\$40,034	\$8,728	\$0	\$48,762
Mission and Outreach Committees	\$10,638	\$1,303	\$0	\$11,941
Bishop's and Support Offices	\$118,339	\$26,621	\$0	\$144,960
Building and Office Expenses	\$110,317	\$59,456	\$0	\$169,773
Capital Grants	\$0	\$98,114	\$0	\$98,114
Legal fees and related expenses	\$1,113	\$0	\$0	\$1,113
Other Grants	\$0	\$270,034	\$76,079	\$346,113
Other Expenses	\$480	\$789,056	\$9,951	\$799,487
Depreciation	\$41,802	\$406	\$0	\$42,208
<b>Total Expenses</b>	<b>\$2,118,786</b>	<b>\$1,581,411</b>	<b>\$97,280</b>	<b>\$3,797,477</b>
<b>Transfers Among Funds</b>				
	\$89,092	(\$89,091)	\$0	\$0
<b>NET SURPLUS/(DEFICIT)</b>	<b>(\$114,455)</b>	<b>\$2,568,216</b>	<b>(\$1,798,086)</b>	<b>\$655,674</b>

**Episcopal Diocese of Ohio**  
**Year-to-Date Budget Report**  
**For Nine Months Ended September 30, 2015**

	YTD Actual	YTD Budget	Favorable (Unfavorable)
<b>RECEIPTS</b>			
SUPPORT FROM CONGREGATIONS	\$1,450,224	\$1,424,215	\$26,009
ENDOWMENT INCOME	\$270,533	\$266,986	\$3,547
TOTAL INVESTMENT INCOME - OTHER	\$145,536	\$111,666	\$33,870
FEES RECEIVED FOR ADMINISTRATIVE SERVICES	\$182,595	\$182,595	\$0
OTHER RECEIPTS	\$5,089	\$11,250	(\$6,161)
FROM SPECIAL FUNDS	\$228,473	\$333,825	(\$105,352)
<b>TOTAL RECEIPTS</b>	<b>\$2,282,450</b>	<b>\$2,330,537</b>	<b>(\$48,087)</b>
<b>EXPENSES</b>			
OFFICE OF MINISTRY	\$102,392	\$168,262	\$65,870
OFFICE FOR CONGREGATIONS AND CHRISTIAN FORMATION	\$188,574	\$208,000	\$19,426
DIOCESAN, EPISCOPAL CHURCH AND ANGLICAN COMMUNION RES	\$416,170	\$358,980	(\$57,190)
MISSION AND OUTREACH COMMITTEES	\$11,821	\$29,437	\$17,616
OFFICE OF THE BISHOP AND SUPPORT OFFICES	\$1,475,504	\$1,698,756	\$223,252
LEGAL FEES AND RELATED EXPENSES	\$1,113	\$0	(\$1,113)
<b>TOTAL EXPENSES</b>	<b>\$2,195,574</b>	<b>\$2,463,435</b>	<b>\$267,861</b>
<b>FUND TRANSFERS</b>			
INTER FUND TRANSFERS	\$14,287	\$63,000	\$48,713
INTRA FUND TRANSFERS	(\$87,064)	\$24,000	\$111,064
<b>TOTAL FUND TRANSFERS</b>	<b>(\$72,777)</b>	<b>\$87,000</b>	<b>\$159,777</b>
<b>NET SURPLUS/(DEFICIT)</b>	<b>\$159,653</b>	<b>(\$219,898)</b>	<b>\$379,551</b>

**Episcopal Diocese of Ohio**  
**Cedar Hills Operating**  
 Statement of Activities

Nine Months Ended September 30, 2015

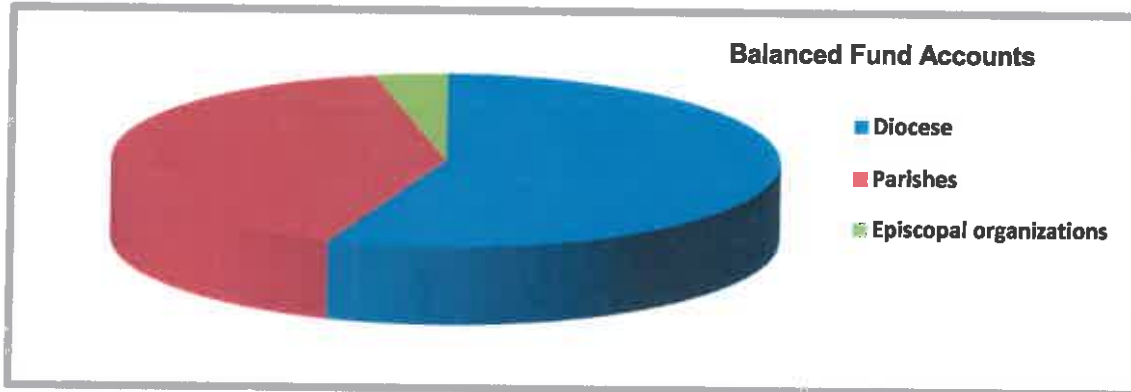
	Operating	Capital Reserves	TOTAL Actual	YTD 9/30/2014	Favorable (Unfavorable)
<b>RECEIPTS</b>					
ENDOWMENT INCOME	\$13,216.47	\$0.00	\$13,216.47	\$33,380.46	(\$20,163.99)
FEES	\$4,585.00	\$0.00	\$4,585.00	\$73,302.37	(\$68,717.37)
OTHER RECEIPTS	\$0.00	\$0.00	\$0.00	\$2,501.70	(\$2,501.70)
<b>TOTAL RECEIPTS</b>	<b>\$17,801.47</b>	<b>\$0.00</b>	<b>\$17,801.47</b>	<b>\$109,184.53</b>	<b>(\$91,383.06)</b>
<b>EXPENSES</b>					
FOOD SERVICE EXPENSES	\$7,114.66	\$0.00	\$7,114.66	\$28,981.74	\$21,867.08
LODGING SERVICES EXPENSES	\$26,170.36	\$0.00	\$26,170.36	\$38,150.83	\$11,980.47
PROGRAM EXPENSES	\$25,488.59	\$0.00	\$25,488.59	\$7,615.41	(\$17,873.18)
FUND RAISING EXPENSES	\$26.70	\$0.00	\$26.70	\$5,041.78	\$5,015.08
FACILITY OVERHEAD	\$42,238.66	\$0.00	\$42,238.66	\$51,891.50	\$9,652.84
ADMINISTRATIVE OVERHEAD	\$11,028.28	\$0.00	\$11,028.28	\$12,684.59	\$1,656.31
PERSONNEL EXPENSES	\$9,985.21	\$0.00	\$9,985.21	\$118,385.01	\$108,399.80
<b>TOTAL EXPENSES</b>	<b>\$122,052.46</b>	<b>\$0.00</b>	<b>\$122,052.46</b>	<b>\$262,750.86</b>	<b>\$140,698.40</b>
<b>FUND TRANSFERS</b>					
INTER FUND TRANSFERS	(\$81,333.36)	\$0.00	(\$81,333.36)	(\$119,405.56)	(\$38,072.20)
INTRA FUND TRANSFERS	(\$20,579.53)	\$20,579.53	\$0.00	(\$6,187.83)	(\$6,187.83)
<b>TOTAL FUND TRANSFERS AND ADJUSTMENTS</b>	<b>(\$101,912.89)</b>	<b>\$20,579.53</b>	<b>(\$81,333.36)</b>	<b>(\$125,593.39)</b>	<b>(\$44,260.03)</b>
<b>NET SURPLUS/(DEFICIT)</b>	<b>(\$2,338.10)</b>	<b>(\$20,579.53)</b>	<b>(\$22,917.63)</b>	<b>(\$27,972.94)</b>	<b>\$5,055.31</b>

# JOINT INVESTMENT FUND OF THE TRUSTEES OF THE DIOCESE OF OHIO

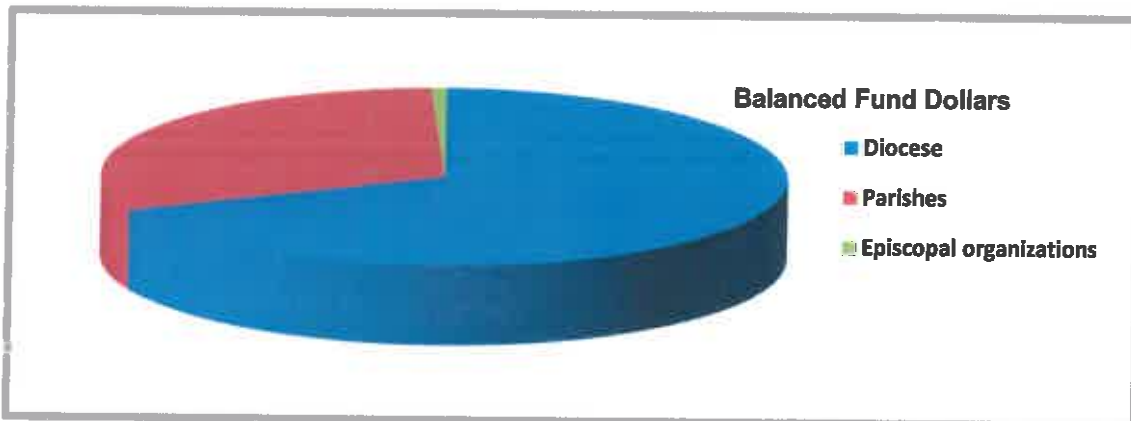
As of September 30, 2015

## BALANCED FUND

Diocese	143	55.64%
Parishes	105	40.86%
Episcopal organizations	9	3.50%
<b>Total accounts</b>	<b>257</b>	<b>100.00%</b>



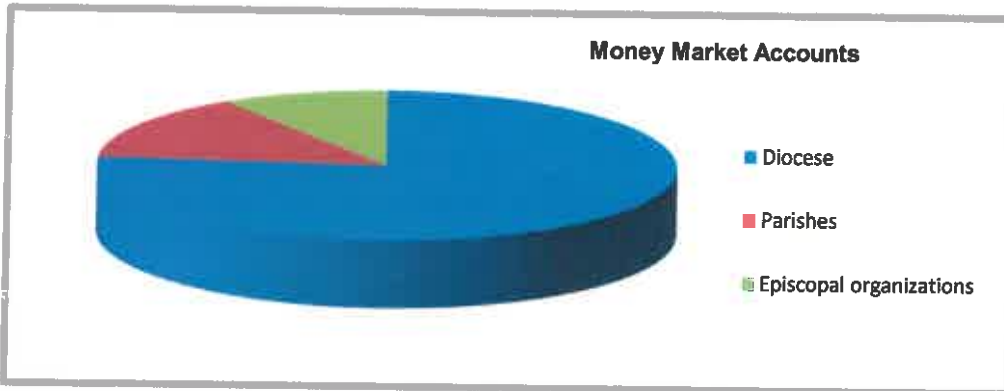
Diocese	\$ 32,180,447	68.38%
Parishes	14,548,935	30.91%
Episcopal organizations	334,201	0.71%
<b>Total dollars</b>	<b>\$ 47,063,583</b>	<b>100.00%</b>



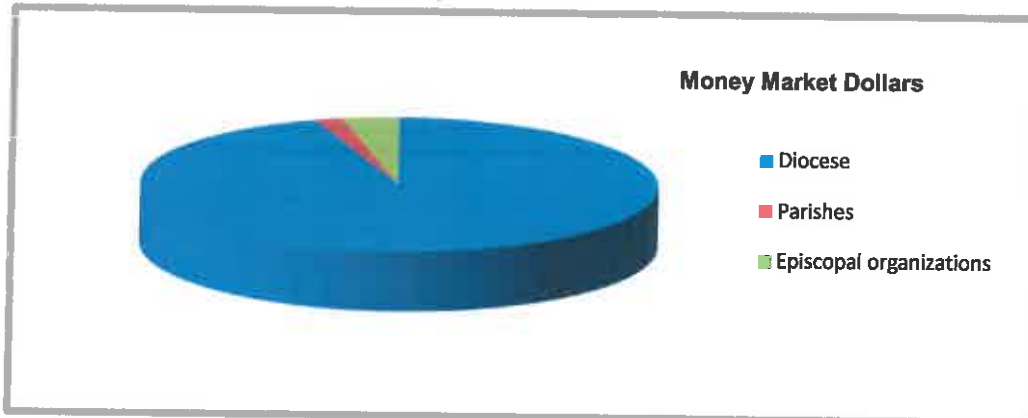
**JOINT INVESTMENT FUND OF THE TRUSTEES OF THE DIOCESE OF OHIO**  
**As of September 30, 2015**

**MONEY MARKET FUND**

<b>Diocese</b>	<b>16</b>	<b>76.19%</b>
<b>Parishes</b>	<b>3</b>	<b>14.29%</b>
<b>Episcopal organizations</b>	<b>2</b>	<b>9.52%</b>
<b>Total accounts</b>	<b>21</b>	<b>100.00%</b>



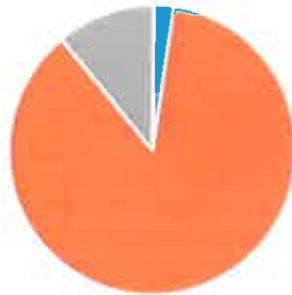
<b>Diocese</b>	<b>\$ 1,018,771</b>	<b>94.67%</b>
<b>Parishes</b>	<b>18,260</b>	<b>1.70%</b>
<b>Episcopal organizations</b>	<b>39,020</b>	<b>3.63%</b>
<b>Total dollars</b>	<b>\$ 1,076,051</b>	<b>100.00%</b>



**Joint Investment Fund  
Balance Sheet Graphs  
as of 9-30-2015**

<b>Assets</b>	
Cash	\$ 995,926
Investments, at cost	41,872,057
Unrealized appreciation on investments	5,391,242
Dividends receivable	39,053
<b>Total Assets</b>	<b><u>\$ 48,298,278</u></b>

**Assets**



- Cash
- Investments, at cost
- Unrealized appreciation on investments
- Dividends receivable

<b>Liabilities</b>	
Income distributions payable	\$ 83,558
Principal withdrawals payable	55,820
Investment expenses payable	19,313
Participants' deposits	48,139,587
	<b><u>\$ 48,298,278</u></b>

**Liabilities**



- Income distributions payable
- Principal withdrawals payable
- Investment expenses payable
- Participants' deposits

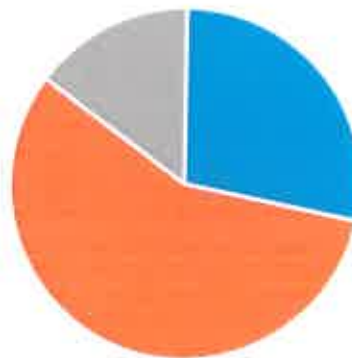


**Joint Investment Fund  
Income Statement Graphs  
for year ended 9-30-2015**

**Revenues**

<b>Realized and Unrealized Gains/Losses</b>	\$ (2,867,557)
<b>Additions</b>	5,765,917
<b>Investment Income</b>	<u>1,516,838</u>
<b>Total Revenues</b>	<u><u>\$ 4,415,198</u></u>

**Revenues**

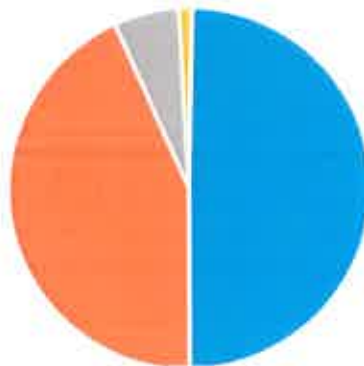


■ Realized and Unrealized Gains/Losses   ■ Additions   ■ Investment Income

**Expenses**

<b>Income Distributions</b>	\$ 1,861,316
<b>Principal Distributions</b>	1,624,390
<b>Advisory, Adm. &amp; Custodial Fees</b>	218,703
<b>Investment Mgmt. Fees</b>	<u>45,320</u>
<b>Total Expenses</b>	<u><u>\$ 3,749,729</u></u>

**Expenses**



■ Income Distributions   ■ Principal Distributions  
■ Advisory, Adm. & Custodial Fees   ■ Investment Mgmt. Fees

**JOINT INVESTMENT FUND  
PERFORMANCE FOR THE TEN MONTHS ENDED OCTOBER 31, 2015**

Account	Market Value	10-month return	Benchmark return
Alternative Investment Group	\$ 3,251,636	1.9%	-0.1%
Oppenheimer Intl. Growth Fund	3,625,532	4.9%	-1.4%
Voya Global Real Estate I	950,745	0.0%	0.6%
Loomis Sayles Small Growth Institutional	1,595,421	1.6%	-0.1%
Dodge & Cox Intl. Stock	3,170,202	-5.3%	2.5%
Dodge & Cox Income	3,840,702	0.3%	1.1%
DFA Emerging Markets Social Core Equity	1,345,845	-10.6%	-9.2%
Integrity Small/Mid Cap Value	2,096,259	-5.0%	-2.6%
JPMorgan Strategic Income Opps	1,888,660	-0.1%	0.0%
Federated Total Return Bond Institutional	4,197,915	0.9%	1.1%
PIMCO Diversified Income	946,464	3.2%	1.1%
Standard Life Global Absolute Return	2,482,150	2.8%	0.0%
Seix Floating Rate High Income	873,569	1.5%	1.5%
Vanguard International Explorer	1,185,911	7.8%	9.1%
Wells Fargo Adv Absolute Return	3,367,053	-2.9%	3.3%
World Asset Management	13,668,884	2.3%	2.7%
<b>Total Balanced Fund</b>	<b>\$ 48,486,948</b>	<b>0.5%</b>	<b>0.9%</b>



Category	Fair Market Value	Allocation
Domestic Equity	\$ 17,360,564	36%
International Equity	9,327,490	19%
Alternative Investments	11,767,349	24%
Fixed Income	10,031,545	21%
	<b>\$ 48,486,948</b>	<b>100%</b>