

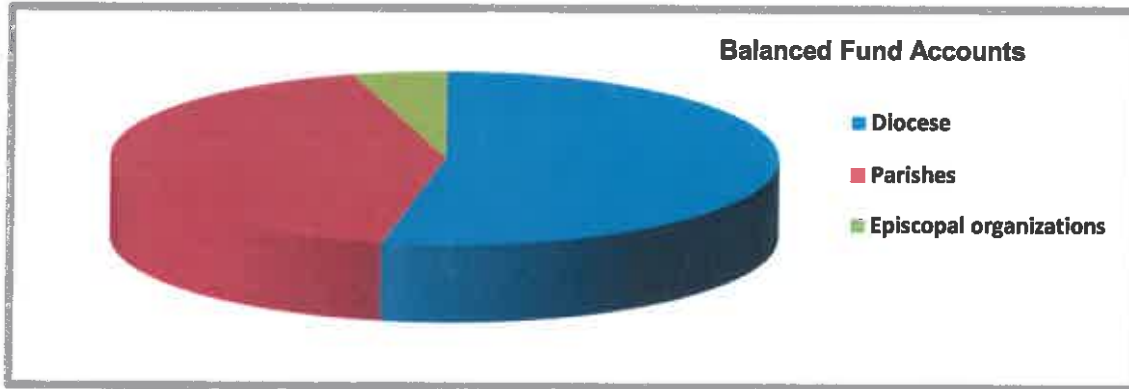
**FINANCIAL
HANDOUTS
TREASURER'S &
TRUSTEES'
REPORTS
202nd CONVENTION**

JOINT INVESTMENT FUND OF THE TRUSTEES OF THE DIOCESE OF OHIO

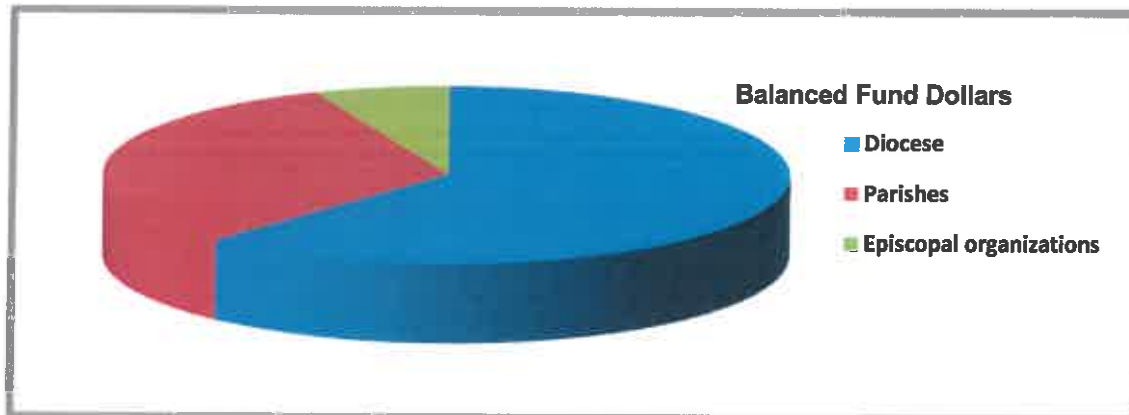
As of September 30, 2018

BALANCED FUND

Diocese	141	53.0%
Parishes	113	42.5%
Episcopal organizations	12	4.5%
Total accounts	266	100.0%



Diocese	\$ 33,571,744	61.7%
Parishes	17,446,413	32.0%
Episcopal organizations	3,431,424	6.3%
Total dollars	\$ 54,449,581	100.0%

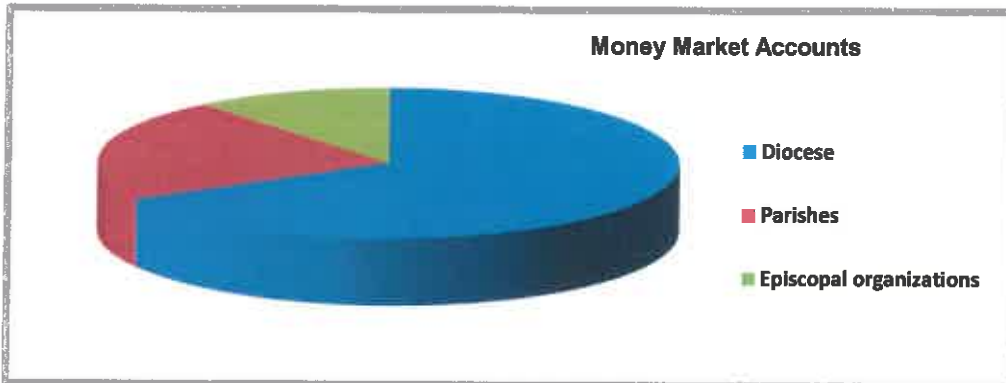


JOINT INVESTMENT FUND OF THE TRUSTEES OF THE DIOCESE OF OHIO

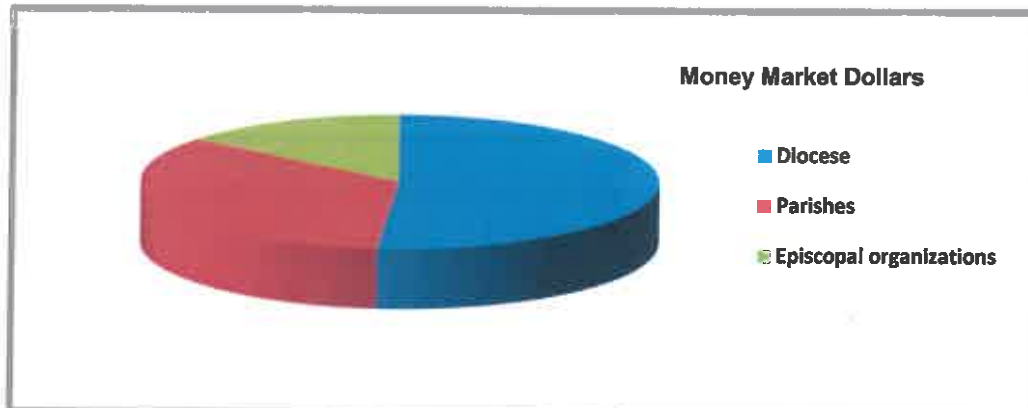
As of September 30, 2018

MONEY MARKET FUND

Diocese	12	66.7%
Parishes	4	22.2%
Episcopal organizations	2	11.1%
Total accounts	18	100.0%



Diocese	\$	168,047	51.3%
Parishes		112,280	34.3%
Episcopal organizations		47,252	14.4%
Total dollars	\$	327,579	100.0%



JOINT INVESTMENT FUND
PERFORMANCE FOR THE TWELVE MONTHS ENDED AUGUST 31, 2018

Account	Market Value	12-month return	Benchmark return
World Asset Management	13,846,560	19.9%	19.7%
Brookfield Global Listed Real Estate	1,186,607	4.1%	5.5%
Loomis Sayles Small Growth Institutional	2,408,902	37.9%	30.7%
Dodge & Cox International Stock	3,665,272	-2.3%	3.2%
Dodge & Cox Income	4,766,603	0.0%	-1.0%
DFA Emerging Markets Social Core Equity	1,900,179	-1.5%	-0.7%
Integrity Small/Mid Cap Value	2,903,522	14.8%	17.4%
JPMorgan Strategic Income Opportunities	1,266,363	2.4%	1.5%
Federated Total Return Bond Institutional	4,689,748	-0.6%	-1.0%
PIMCO Diversified Income	1,118,413	0.4%	-1.0%
Standard Life Global Absolute Return	2,910,213	-2.4%	4.2%
SEI Floating Rate High Income	1,015,085	4.5%	5.3%
AQR Long Short Equity	1,155,703	-4.1%	5.4%
Diamond Hill Long-Short	1,553,924	6.4%	5.4%
Vanguard International Explorer	1,876,072	5.5%	7.8%
US Bank Money Market	284,637	1.1%	1.5%
Wells Fargo Absolute Return Institutional	3,757,227	0.9%	4.7%
Oppenheimer International Growth Fund	3,398,138	3.1%	3.2%
Total Balanced Fund	\$ 53,713,176	7.2%	8.2%

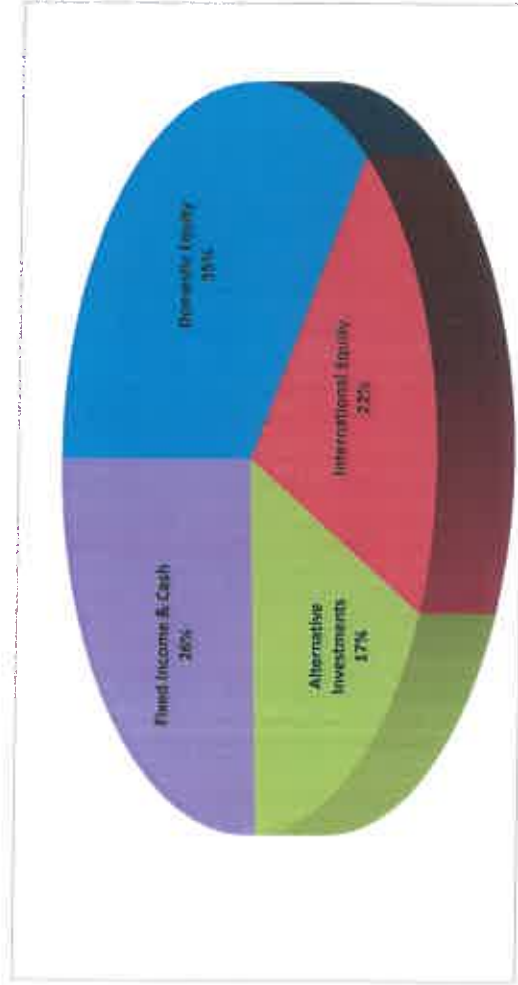
Green figures in the 12-month return column indicates the investment outperformed its benchmark.



JOINT INVESTMENT FUND
PERFORMANCE FOR THE TWELVE MONTHS ENDED SEPTEMBER 30, 2017

Account	Market Value	12-month return	Benchmark return
World Asset Management	14,815,785	18.3%	18.6%
Brookfield Global Listed Real Estate	1,164,857	0.6%	0.6%
Loomis Sayles Small Growth Institutional	1,856,328	24.2%	21.0%
Dodge & Cox Intl. Stock	4,380,883	26.6%	18.6%
Dodge & Cox Income	4,922,954	2.6%	0.1%
DFA Emerging Markets Social Core Equity	1,965,438	21.6%	22.5%
Integrity Small/Mid Cap Value	2,773,541	22.6%	15.7%
JPMorgan Strategic Income Opps	1,238,378	4.4%	0.7%
Federated Total Return Bond Institutional	6,087,791	1.5%	0.1%
PIMCO Diversified Income	1,110,109	7.0%	0.1%
Standard Life Global Absolute Return	2,969,108	3.5%	5.9%
Seix Floating Rate High Income	973,866	5.3%	5.4%
AQR Long Short Equity	730,102	17.6%	7.9%
Diamond Hill Long-Short	710,198	8.7%	7.9%
Vanguard International Explorer	1,671,162	26.1%	21.7%
US Bank Money Market	3,505	0.4%	0.7%
Wells Fargo Adv Absolute Return	3,949,805	8.2%	5.0%
Oppenheimer International Growth Fund	3,833,360	15.9%	18.6%
AIG Receivable	191,889		
Total Balanced Fund	\$ 55,568,803	13.1%	11.4%

Green figures in the 12-month return column indicates the investment outperformed its benchmark.



Episcopal Diocese of Ohio
Statement of Financial Position
as of September 30, 2018

	Operating	Special Purpose	Endowment	Total
ASSETS				
CURRENT ASSETS				
CASH & EQUIVALENTS	\$282,921.82	\$1,825,488.48	\$240,334.47	\$2,348,744.77
RECEIVABLES	\$67,740.42	\$974,595.43	\$7,673.81	\$1,050,009.66
OTHER	\$46,681.06	\$3,441.98	\$0.00	\$50,123.04
TOTAL CURRENT ASSETS	\$397,343.30	\$2,803,525.89	\$248,008.28	\$3,448,877.47
NONCURRENT ASSETS				
PROPERTY AND EQUIPMENT	\$18,056,122.52	\$140,979.77	\$0.00	\$18,197,102.29
OTHER ASSETS	\$2,043,535.86	\$8,085,575.23	\$30,273,517.85	\$40,402,628.94
Total NONCURRENT ASSETS	\$20,099,658.38	\$8,226,555.00	\$30,273,517.85	\$58,599,731.23
TOTAL ASSETS	\$20,497,001.68	\$11,030,080.89	\$30,521,526.13	\$62,048,608.70
LIABILITIES AND NET ASSETS				
LIABILITIES				
CURRENT LIABILITIES	\$2,243,724.39	\$922,252.69	\$0.00	\$3,165,977.08
NONCURRENT LIABILITIES	\$217,553.41	\$1,377,249.62	\$0.00	\$1,594,803.03
TOTAL LIABILITIES	\$2,461,277.80	\$2,299,502.31	\$0.00	\$4,760,780.11
NET ASSETS	\$18,035,723.88	\$8,730,578.58	\$30,521,526.13	\$57,287,828.59
TOTAL LIABILITIES AND NET ASSETS	\$20,497,001.68	\$11,030,080.89	\$30,521,526.13	\$62,048,608.70

Episcopal Diocese of Ohio
Income Statement - All Funds
for Nine Months Ended September 30, 2018

	Operating	Special Purpose	Endowment	Total
Revenue and Support				
Support from Parishes	\$1,417,965	\$0	\$0	\$1,417,965
Joint Investment Fund Income	\$390,676	\$562,768	\$144,086	\$1,097,530
Realized/Unrealized Losses on Investments	(\$37,001)	(\$112,523)	(\$467,482)	(\$617,006)
Depreciation on funds held in trust	\$0	(\$6,354)	(\$18,104)	(\$24,458)
Interest and Dividend Income	\$57,108	\$154,913	\$39,691	\$251,712
Other Income	\$219,075	\$3,565	\$0	\$222,640
Contributions and Offerings	\$995,318	\$473,849	\$5,414	\$1,474,581
Net assets released from restrictions	\$0	\$0	\$0	\$0
Total Revenue and Support	\$3,043,141	\$1,076,218	(\$296,395)	\$3,822,964
Expenses				
Clergy	\$22,717	\$162,266	\$0	\$184,983
Congregations and Christian Formation	\$151,925	\$26,354	\$11,250	\$189,529
Anglican Commitments	\$369,496	\$0	\$0	\$369,496
Personnel	\$1,462,638	\$222,332	\$0	\$1,684,970
Travel Expenses	\$55,766	\$5,603	\$0	\$61,369
Mission Office	\$17,426	\$582	\$1,086	\$19,094
Bishop's and Support Offices	\$142,796	\$32,192	\$0	\$174,988
Building and Office Expenses	\$93,273	\$100,453	\$0	\$193,726
Capital Grants	\$0	\$152,052	\$0	\$152,052
Legal fees and related expenses	\$820	\$0	\$0	\$820
Other Grants	\$0	\$331,680	\$154,949	\$486,629
Other Expenses	\$164,078	\$161,078	\$12,015	\$337,171
Depreciation and amortization	\$1,057	\$0	\$0	\$1,057
Total Expenses	\$2,481,992	\$1,194,592	\$179,300	\$3,855,884
Total Revenue and Support Less Expenses	\$561,149	(\$118,374)	(\$475,695)	(\$32,920)
Transfers Among Funds	\$5,453,093	(\$5,453,093)	\$0	\$0
NET SURPLUS/(DEFICIT)	\$6,014,242	(\$5,571,467)	(\$475,695)	(\$32,920)

Episcopal Diocese of Ohio
Year-to-Date Budget Report
For Nine Months Ended September 30, 2018

	YTD Actual	YTD Budget	Favorable (Unfavorable)
RECEIPTS			
SUPPORT FROM CONGREGATIONS	\$1,417,965	\$1,523,000	(\$105,035)
ENDOWMENT INCOME	\$304,271	\$304,832	(\$561)
TOTAL INVESTMENT INCOME - OTHER	\$118,335	\$128,660	(\$10,325)
FEES RECEIVED FOR ADMINISTRATIVE SERVICES	\$190,390	\$190,379	\$11
OTHER RECEIPTS	\$5,382	\$0	\$5,382
FROM SPECIAL FUNDS	\$310,937	\$316,282	(\$5,345)
TOTAL RECEIPTS	\$2,347,280	\$2,463,153	(\$115,873)
EXPENSES			
OFFICE OF MINISTRY	\$183,493	\$180,300	(\$3,193)
OFFICE FOR CONGREGATIONS AND CHRISTIAN FORMATION	\$182,029	\$225,625	\$43,596
DIOCESAN, EPISCOPAL CHURCH AND ANGLICAN COMMUNION RES	\$369,496	\$311,075	(\$58,421)
OFFICE OF MISSION	\$19,094	\$53,802	\$34,708
OFFICE OF THE BISHOP AND SUPPORT OFFICES	\$1,694,623	\$1,815,153	\$120,530
LEGAL FEES AND RELATED EXPENSES	\$820	\$0	(\$820)
TOTAL EXPENSES	\$2,449,555	\$2,585,955	\$136,400
FUND TRANSFERS			
INTER FUND TRANSFERS	(\$243,590)	(\$90,000)	(\$153,590)
INTRA FUND TRANSFERS	\$220,324	(\$19,500)	\$239,824
TOTAL FUND TRANSFERS	(\$23,266)	(\$109,500)	\$86,234
NET SURPLUS/(DEFICIT)	(\$125,541)	(\$232,302)	\$106,761